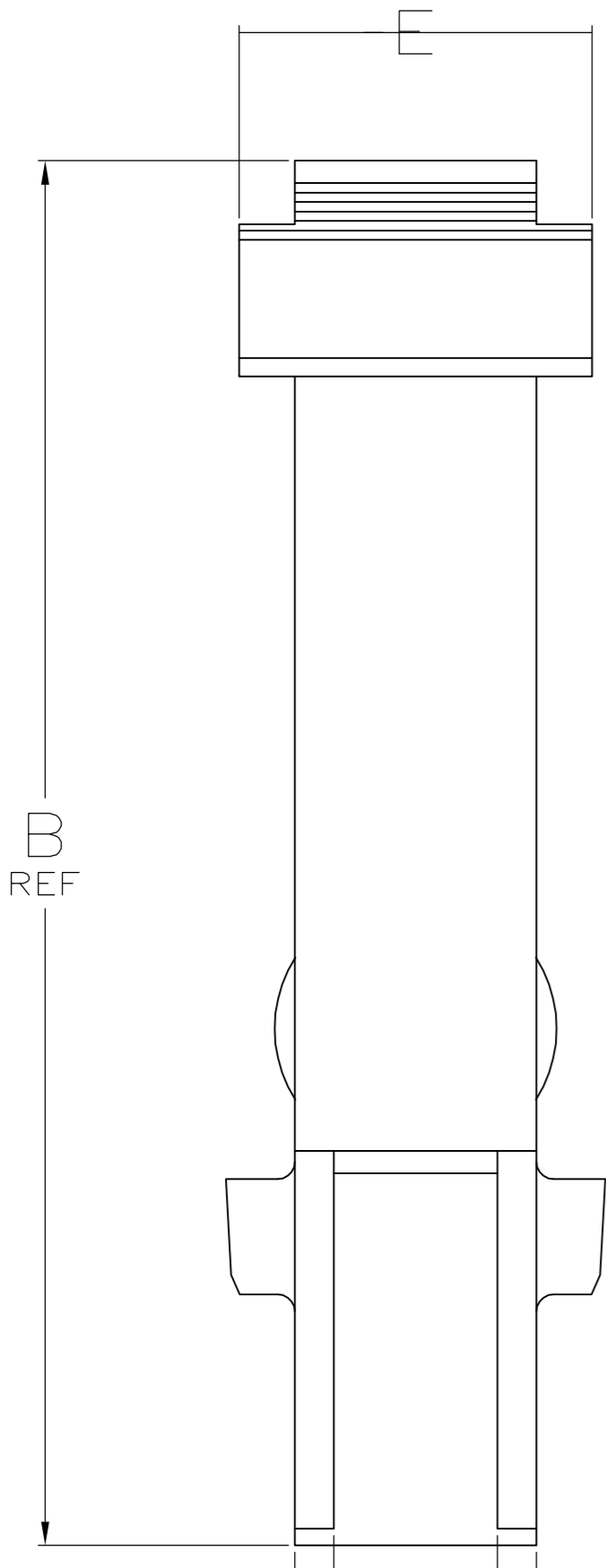
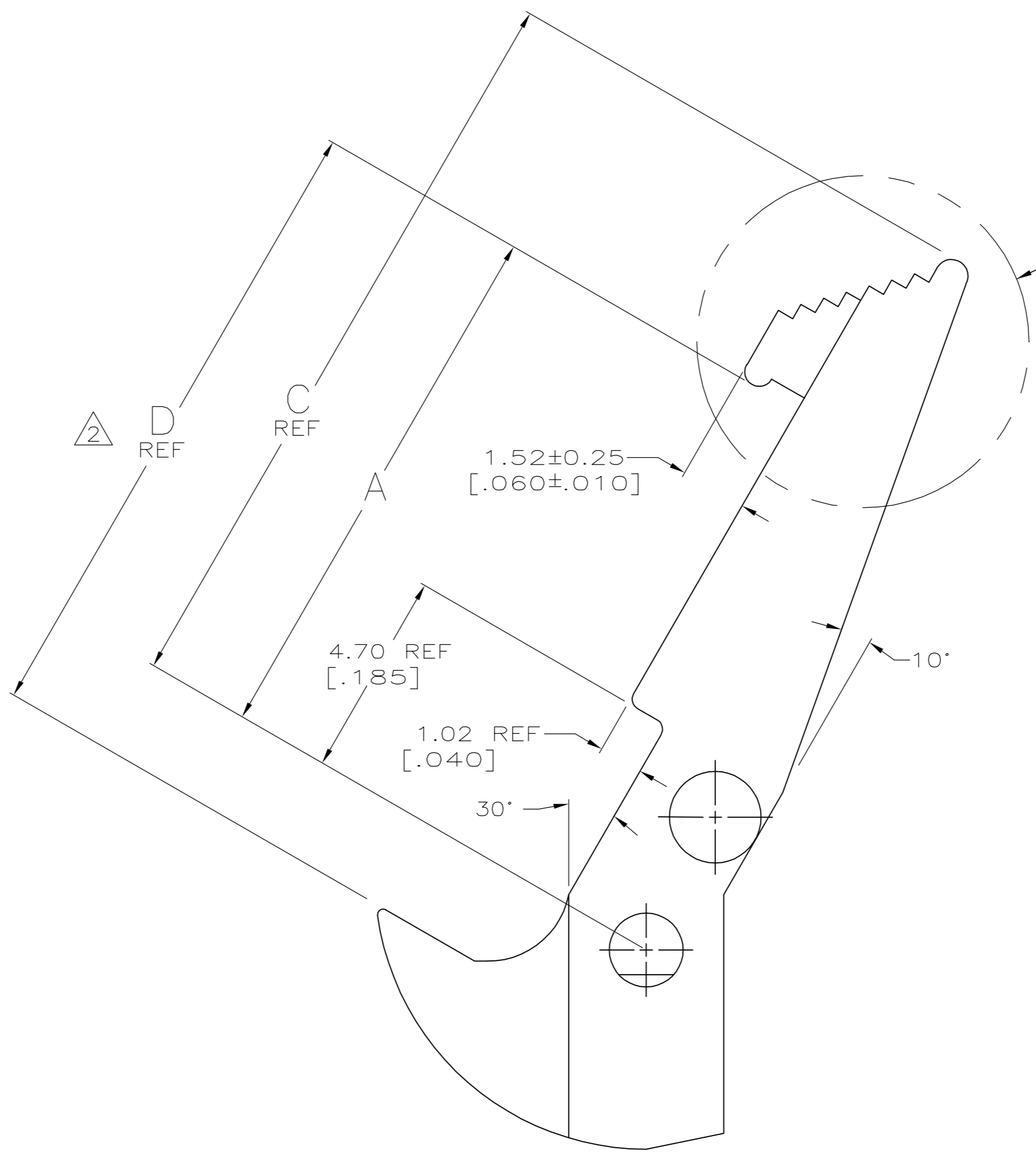


THIS DRAWING IS UNPUBLISHED. RELEASED FOR PUBLICATION
 © COPYRIGHT BY TYCO ELECTRONICS CORPORATION. ALL RIGHTS RESERVED.

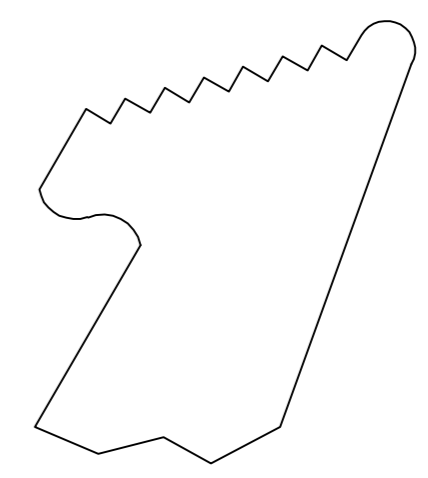
LOC		DIST		REVISIONS			
P	LTR	DESCRIPTION		DATE	DWN	APVD	
GP	00	H		REVISED PER ECO 07-005130	06MAR07	JDP	SLB



2.34 REF
[.092]



SEE DETAIL F
HANDLE AREA
SEE TABLE



DETAIL F
HANDLE AREA

OBSOLETE

COLOR	HANDLE AREA	E	D	C	B	A	PART NUMBER
LIGHT BLUE	AS SHOWN	5.21 [.205]	10.57 [.416]	13.18 [.519]	16.31 [.642]	8.38 [.330]	102312-5
BLUE	AS SHOWN	5.21 [.205]	10.57 [.416]	13.18 [.519]	16.31 [.642]	8.38 [.330]	102312-4
BLACK	PER DETAIL F	3.56 [.140] REF	8.26 [.325]	10.74 [.423]	13.36 [.526]	6.07 [.239]	3 102312-3
BLACK	PER DETAIL F	3.56 [.140] REF	12.04 [.474]	14.53 [.572]	17.14 [.675]	9.86 [.388]	1 102312-2
BLACK	AS SHOWN	5.21 [.205]	10.57 [.416]	13.18 [.519]	16.31 [.642]	8.38 [.330]	102312-1

- 1 TO BE USED WITH AMP-LATCH™ CONNECTOR WITH STANDARD COVER.
- 2 MATING RECEPTACLE HEIGHT.
- 3 NOT RELEASED, NOT PRODUCTION TOOLED.
- 4 FLAME RETARDANT PBT. UL94V-0 RATED.

THIS DRAWING IS A CONTROLLED DOCUMENT.

DWN	D.GELTZ	07/08/92
CHK	R.STONE	7-10-92
APVD	-	-
PRODUCT SPEC	-	-
APPLICATION SPEC	-	-
WEIGHT	-	-
CUSTOMER DRAWING	SCALE 10:1	SHEET 1 OF 1

tyco Electronics
 Tyco Electronics Corporation
 Harrisburg, PA 17105-3608

LATCH, UNIVERSAL HEADER, AMP-LATCH

SIZE A2 CAGE CODE 00779 DRAWING NO C=102312 RESTRICTED TO -